

PF3 SCR SERIES

POWER CONTROLS

The PF3 SCR Series are three-phase (6 SCR), phase-fired SCR Power Controls designed to deliver maximum power control with all of the features normally found in much larger units. Utilizing only four frame sizes, these units are conservatively engineered for years of trouble free service while providing the benefits of precise, reliable control of for your electronic process.

The PF3 SCR Series accepts all standard voltage and current command signals or remote potentiometer input. The 4-20 mA command signal is optically isolated. Standard operating voltages are 120, 240, 400, 480 & 575 Vac, 3 Phase, 50/60Hz.

Multi-turn Zero and span adjustments are provided for matching the SCR power control to the command signal. Control power, command signal and blown fuse indicators are provided as means for trouble shooting. The control power indicator (red) indicates power has been applied to the unit. The command signal indicators' (green) brilliance is proportional to the output voltage. The blown fuse indicators (3-yellow) light if a fuse is cleared.

Applications

Primarily used to control dynamic resistive or transformer couple loads.

- High temperature furnaces
- Large ovens, kilns & heaters
- IR Heating
- Vibratory feeders

**60-1200 Amperes
Three-phase
Phase-fired**



- 5 year "No Hassle" warranty
- Electrically Isolated Heatsink (60-225 A)
- Compact Size
- Conservative Thermal Design
- Voltage Squared Linearity
- Line voltage compensation
- Transient voltage Protection (RC & MOV)
- 1400 PIV SCRs
- Semiconductor (I²T) Fuse
- Diagnostic Indicators
- Optically Isolated input Command Signal (4-20 mA)
- Multi-Turn Zero & Span Adjustments
- UL, cUL Listed, CE Compliant
- Fan Cooled (90 A and higher)



**100kA
SCCR**

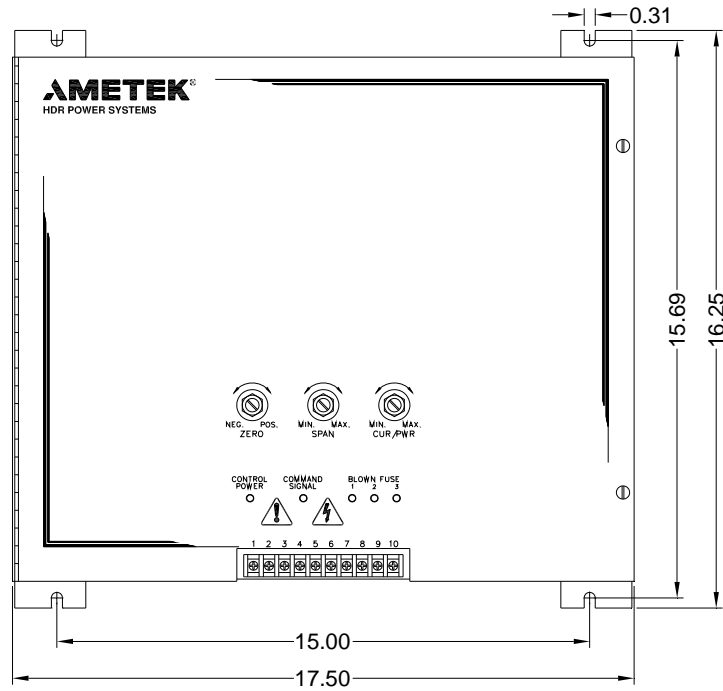


**ISO
9001
QUALITY
ASSURANCE**

AMETEK[®]
HDR POWER SYSTEMS

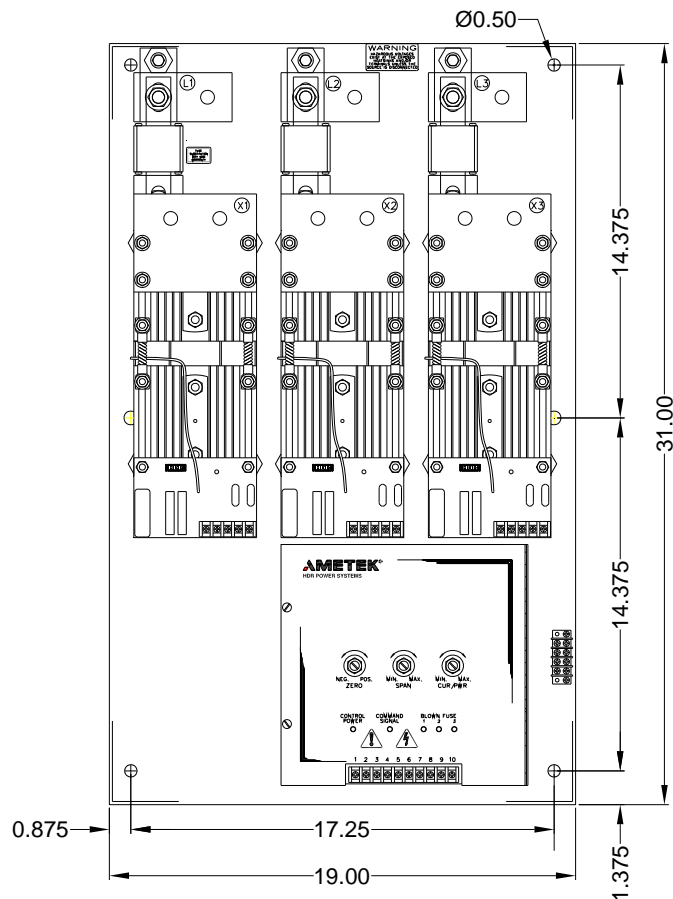
530 Lakeview Plaza Blvd Ste C
Worthington, Ohio 43085
Toll Free: 1-888-PWR-CNTR (797-2685)
Phone: 614-308-5500
Fax: 614-308-5506
www.hdrpower.com

PF3 60 - 225 A



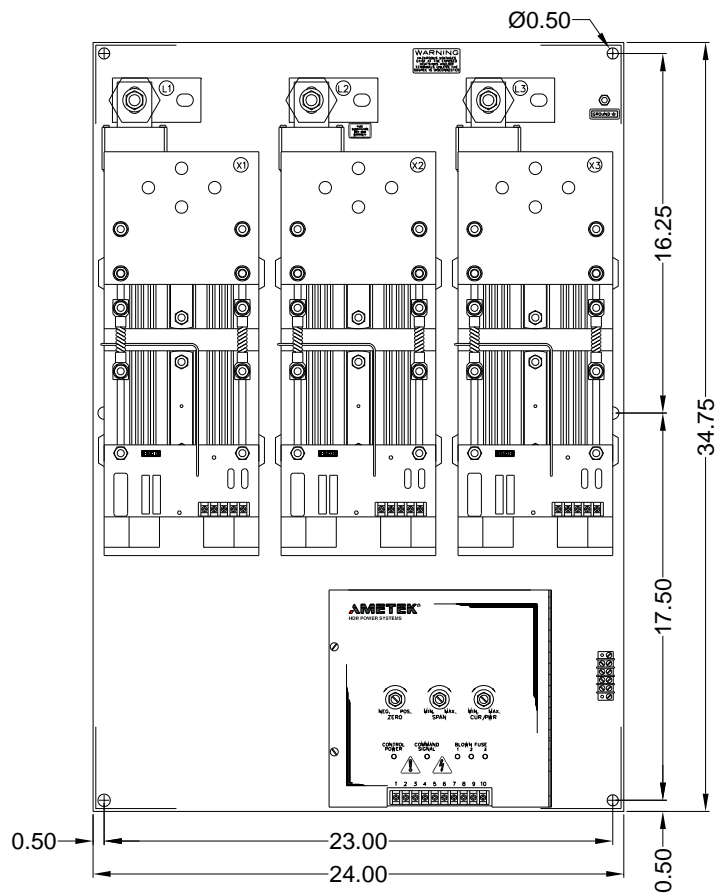
Depth: 9.25 in
Weight: 40 lbs

PF3 350 - 500 A



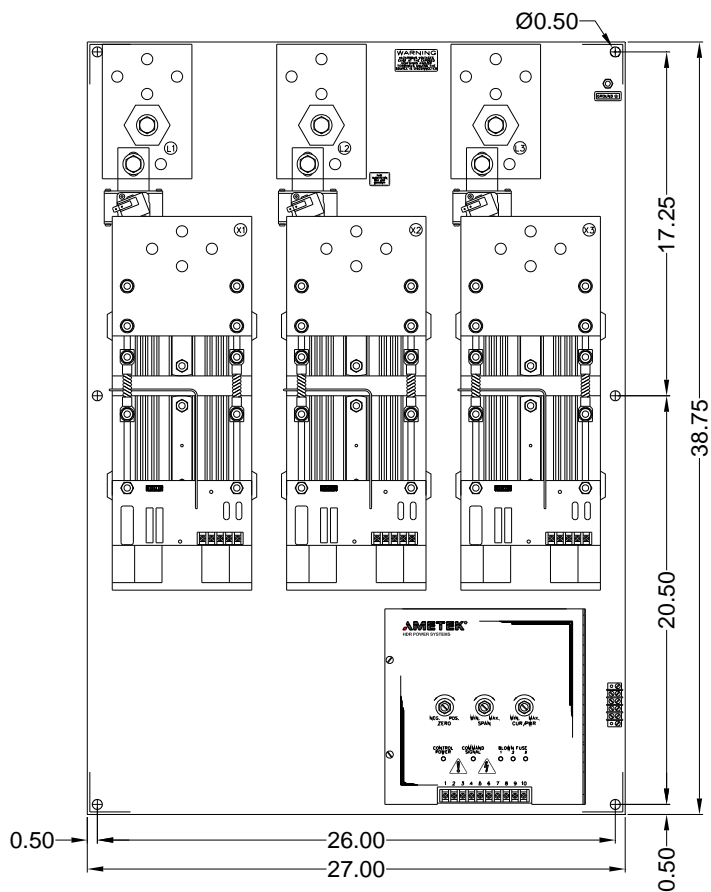
Depth: 8.5 in
Weight: 60 lbs

PF3 500 - 650 A



Depth: 11.25 in
Weight: 126 lbs

PF3 800 - 1200 A



Depth: 11.75 in
Weight: 231 lbs

Download drawings at
www.hdrpower.com

SPECIFICATIONS:

Control Method: Phase-firing of six back-to-back SCRs (3-leg control)

Voltage Rating: 120, 240, 400, 480, 575 Vac

Line Frequency: 50 / 60 Hz

Current Ratings: 60, 90, 120, 180, 225, 350, 500, 650, 800, 1000, 1200 Amperes

Command Signal: Most standard process signals

Linearity: Output is linear within 2% of span over entire range of control

Adjustments: Zero and Span, multi-turn

Isolation: 2500 volts rms from power circuit to command signal and to ground

Overtemp Protection: Heatsink thermostat provided on 90 A and higher models

Ambient Temperature: Operating: 0 °C to 50 °C

Relative humidity: 0 to 95% (non-condensing)

HOW TO ORDER:

Make a selection from each of the tables below. Place the selection in the corresponding boxes to build your model.

PF3 - - - -

CONFIG		VOLTAGE*		CURRENT		OPTIONS		COMMAND	
Air Cooling	<input type="text" value="blank"/>	120 Vac	<input type="text" value="120"/>	60 A	<input type="text" value="60"/>	N.O. Thermostat ◇	<input type="text" value="NO"/>	4-20 mA	<input type="text" value="01"/>
Water Cooling#	<input type="text" value="W"/>	240 Vac	<input type="text" value="240"/>	90 A	<input type="text" value="90"/>	N.C. Thermostat ◇	<input type="text" value="NC"/>	0-10 Vdc	<input type="text" value="02"/>
		400 Vac	<input type="text" value="400"/>	120 A	<input type="text" value="120"/>	RMS Current Limit/OC	<input type="text" value="CL"/>	0-5 Vdc	<input type="text" value="03"/>
		480 Vac	<input type="text" value="480"/>	180 A	<input type="text" value="180"/>	RMS Current Reg/CL	<input type="text" value="CR"/>	Auto/Manual	<input type="text" value="04"/>
# Not UL, cUL CE approved		575 Vac	<input type="text" value="575"/>	225 A	<input type="text" value="225"/>	Over Current Trip	<input type="text" value="OC"/>	Manual Pot Input^	<input type="text" value="05"/>
				350 A	<input type="text" value="350"/>	True Power Reg/CL	<input type="text" value="PR"/>	Others	<input type="text" value="06-99"/>
				500 A	<input type="text" value="500"/>	Load Unbalance Alarm	<input type="text" value="UB"/>		
				650 A	<input type="text" value="650"/>	SCR Failure Alarm	<input type="text" value="SF"/>		
				800 A	<input type="text" value="800"/>	Extended Ramp	<input type="text" value="ER"/>		
				1000 A	<input type="text" value="1000"/>	Lug Kit (> 225 A)	<input type="text" value="LG"/>		
				1200 A	<input type="text" value="1200"/>				

* Other voltages available

◇ Thermostat included above 60 A, specify N.O. or N.C.

^ Manual Pot requires external potentiometer (5 kΩ)

Multiple options may be selected